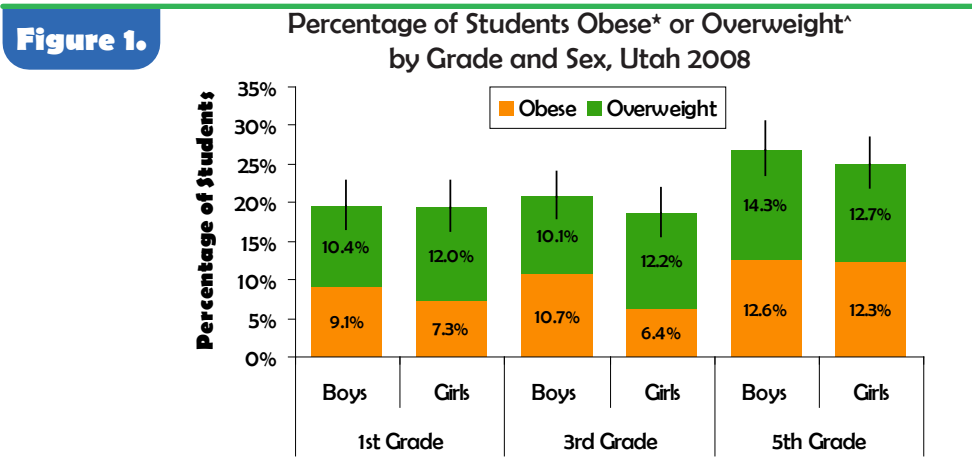


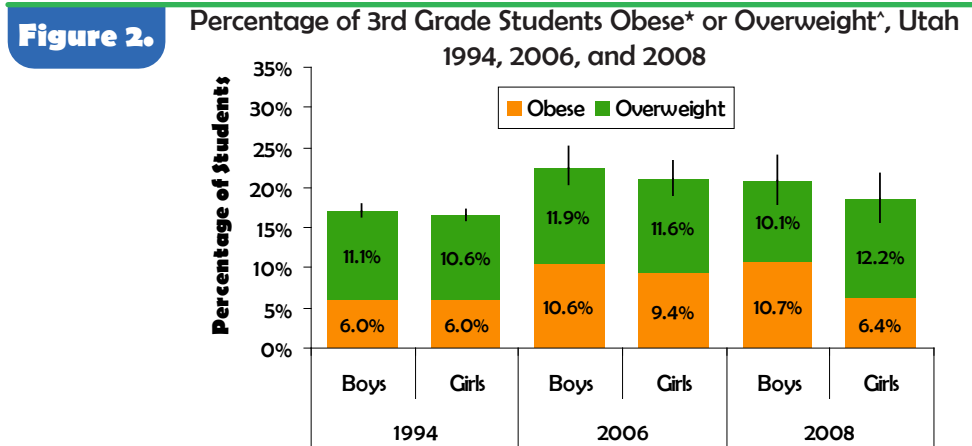
Childhood Overweight in Utah, 2008

From January to May 2008, 4,123 1st, 3rd, and 5th grade students from 69 randomly selected public elementary schools throughout the state were weighed and measured to assess the extent of childhood overweight and obesity in Utah. Except for two schools that had closed, the same schools were sampled in 2006. The data were collected to be representative of all public elementary schools in Utah. This ongoing study was conducted by the Utah Department of Health, local school districts, and school nurses. Findings from the study are as follows:



Source: 2008 Utah Height/Weight Study, Utah Department of Health.

- More boys were overweight or obese at every grade.
- The percentage of overweight or obese students increased dramatically between the 3rd and 5th grades.
- In 2008, 21.5% of elementary school students were at an unhealthy weight. The rate in 2006 was similar at 22.5%.



Source: 1994 Bureau of Health Promotion, Heart Disease and Stroke Prevention Program and 2006 and 2008 Utah Height/Weight Study, Utah Department of Health.

- In 2008, 9.7% of elementary school students were obese, similar to 2006 when 10.3% were obese.
- In 1994, 16.9% of 3rd graders were at an unhealthy weight. In 2008, it increased to 19.7%, a 17% increase.
- There was no evidence that the rate of overweight and obesity among elementary school students increased between 2006 and 2008.

Body Weight Terminology:

Body Mass Index (BMI) is a standardized measurement based on height and weight that is used to estimate the amount of body fat for an individual.

Classification of Unhealthy Weight (Barlow 2007)

[^]Overweight BMI ≥ 85th and < 95th percentile for age and gender

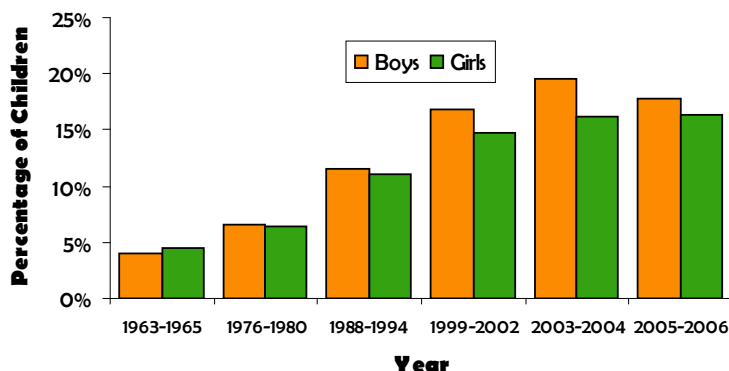
*Obese BMI ≥ 95th percentile for age and gender

Reports prior to 2008 classified children as “at risk for overweight” with a BMI ≥ 85th and < 95th percentile, and “overweight” with BMI ≥ 95th.

National Data for Children:

Figure 3.


**Obesity Among Children 6 to 19 Years of Age,
National Data from NHANES Survey**



Source: National Health and Nutrition Examination Survey (1963-1965, 1976-1980, 1988-1994, 1999-2002, 2003-2004, and 2005-2006).


National data for children show an increase in body weight over time.

- More boys are obese compared to girls.
- Percentage of obese children has more than doubled since the 1960s.




First Graders' (6-Year-Old Children) Weight Has Increased 10.2% in 40 Years

- In 1963-1965 the average boy was 46.7 inches tall and weighed 48.4 lbs
- In 2005-2006 the average boy was 47.7 inches tall and weighed 54.0 lbs
- In 1963-1965 the average girl was 46.4 inches tall and weighed 47.4 lbs
- In 2005-2006 the average girl was 46.9 inches tall and weighed 51.5 lbs
- Body weight has increased 11.6% over 30 years for boys
- Body weight has increased 8.7% over 30 years for girls



Third Graders' (8-Year-Old Children) Weight Has Increased 9.8% in 40 Years

- In 1963-1965 the average boy was 51.2 inches tall and weighed 61.1 lbs
- In 2005-2006 the average boy was 51.4 inches tall and weighed 67.1 lbs
- In 1963-1965 the average girl was 50.9 inches tall and weighed 60.6 lbs
- In 2005-2006 the average girl was 51.5 inches tall and weighed 66.5 lbs
- Body weight has increased 9.8% over 30 years for boys
- Body weight has increased 9.7% over 30 years for girls



Fifth Graders' (10-Year-Old Children) Weight Has Increased 16.9 in 40 Years

- In 1963-1965 the average boy was 55.2 inches tall and weighed 74.2 lbs
- In 2005-2006 the average boy was 55.9 inches tall and weighed 87.4 lbs
- In 1963-1965 the average girl was 55.5 inches tall and weighed 77.4 lbs
- In 2005-2006 the average girl was 56.3 inches tall and weighed 89.7 lbs
- Body weight has increased 17.8% over 30 years for boys
- Body weight has increased 15.9% over 30 years for girls

Source: National Health and Nutrition Examination Survey (1963-1965 and 2005-2006).


The Effects of Childhood Overweight:

Childhood overweight predicts obesity later in life

- 80% of children who were overweight at any time during the elementary period were overweight at 12 years of age (Nader, 2006)

Adult diseases now observed in overweight children

- Hardening of arteries, high blood pressure, and high cholesterol, which can lead to heart disease (Baker, 2007; Barlow, 2007; Weiss, 2004; Cabrinety, 2002; Freedman, 1999; Berensen, 1998)
- Diabetes (Barlow, 2007; Weiss, 2004; Pinhas-Hamiel, 1996)
- Glucose intolerance (Shinha, 2002)
- Sleep-associated breathing disorders (Baker, 2007; Barlow, 2007; Mallory, 1989)
- Non-alcoholic Fatty Liver Disease (NAFLD) (Barlow, 2007)



Social and psychological impact of childhood overweight

- Social isolation (Strauss, 2003)
- Increased rate of suicidal thoughts and attempts associated with weight-based teasing (Puhl, 2007; Eisenberg, 2003)
- Low self-esteem due to poor body image (Strauss, 2000)
- Increased rate of anxiety disorders and depression in overweight children (Gable, 2008; Barlow, 2007; Puhl, 2007; Anderson, 2006)
- Increased likelihood to report difficulties in school (Gable, 2008; Puhl, 2007; Schwimmer, 2003)
- Reduced self-assessed quality of life (Puhl, 2007; Williams, 2005)

“Because of the increasing rates of obesity, unhealthy eating habits, and physical inactivity, we may see the first generation that will be less healthy and have a shorter life expectancy than their parents.”

US Surgeon General Richard Carmona, March 2004

How can we impact children’s lives to change this trend?

We can change this trend by working with:



Families



Health Care



Schools



Media



Communities



Government



Worksites

In 2006, Governor Jon M. Huntsman, Jr. released the *Utah Blueprint to Promote Healthy Weight in Children, Youth, and Adults*. Objectives and strategies for each of the above groups are included. This document is found on the Internet at www.health.utah.gov/obesity/docs/obesityblueprint.pdf.

References:

- Anderson, SE, Cohen, P, Naumova, EN, et al. (2006) Association of depression and anxiety disorder and weight change in a prospective community-based study of children followed up into adulthood. *Archives of Pediatrics and Adolescent Medicine* 160(3):285-291.
- Baker, JL, Olsen LW, and Sorensen TIA. (2007) Childhood body-mass index and the risk of coronary heart disease in adulthood. *New England Journal of Medicine* 357(23):2329-2337.
- Barlow, SE and the Expert Committee. (2007) Expert Committee recommendations regarding the prevention, assessment, and treatment of child and adolescent overweight and obesity: Summary Report. *Pediatrics* 120(4):S164-S192.
- Berenson, GS, Srinivasan, SR, Bao, W, et al. (1998) Association between multiple cardiovascular risk factors and atherosclerosis in children and young adults. *New England Journal of Medicine*, 338(23):1650-1656.
- Cabrinety, N, Pisonero, MJ, Ajram, J, et al. (2002) Lipoprotein (a) in obese children with a family history of cardiovascular disease. *Journal of Pediatric Endocrinological Metabolism* 15(1):77-80.
- Eisenberg, ME, Neumark-Sztainer, D, and Story, M. (2003) Associations of weight-based teasing and emotional well-being among adolescents. *Archives of Pediatrics and Adolescent Medicine* 157(8):733-738.
- Freedman, DS, Dietz, WH, Srinivasan, SR, et al. (1999) The relation of overweight to cardiovascular risk factors among children and adolescents: The Bogalusa heart study. *Pediatrics* 103(6 Pt 1):1175-1182.
- Gable S, Britt-Rankin J, and Krull JL. (2008) Ecological predictors and developmental outcomes of persistent childhood overweight. Economic Research Service. Located on the Internet at www.ers.usda/
- Mallory, GB Jr, Fiser, DH, and Jackson R (1989) Sleep-associated breathing disorders in morbidly obese children and adolescents. *Journal of Pediatrics* 115(6):892-897.
- Nader, PR, O'Brien, M, Houts, R, et al. (2006) Identify risk for obesity in early childhood. (*Pediatrics* 118(3)e594-e601.
- Ogden, CL, Fryar, CD, Carroll, MD, and Flegal, KM. (2004) Mean body weight, height, and body mass index, United States 1960-2002. Advance data from vital and health statistics; no 347. Hyattsville, Maryland: National Center for Health Statistics.
- Pinhas-Hamiel, O, Dolan, LM, Daniels, WR, et al. (1996) Increased incidence of non-insulin dependent diabetes mellitus among adolescents. *Journal of Pediatrics* 128(5 Pt 1): 608-615.
- Puhl RM, and Lanter JD. (2007) Stigma, obesity, and the health of the nation's children. *Psychological Bulletin* 133(4):557-580.
- Schwimmer, JB, Burwinkle, TM, and Varni, JW. (2003) Health-related quality of life of severely obese children and adolescents. *Journal of the American Medical Association* 298(14):1813-1819.
- Shinha, R, Fisch, G, Teague, B, et al. (2002) Prevalence of impaired glucose tolerance among children and adolescents with marked obesity. *New England Journal of Medicine* 346(11):802-810.
- Strauss, RS. (2000) Childhood obesity and self-esteem. *Pediatrics* 105(1):e15.
- Strauss, RS, and Pollack, HA. (2003) Social marginalization of overweight children. *Archives of Pediatrics and Adolescent Medicine* 157(8):746-752.
- Weiss R, Dziura J, Burgert TS et al. (2004) Obesity and the metabolic syndrome in children and adolescents. *New England Journal of Medicine* 350(23):2362-2374.
- Williams, J, Wake, M, Hesketh, K, et al. (2005) Health-related quality of life of overweight and obese children. *Journal of the American Medical Association* 293(1):70-76.

Resources:

- Bureau of Health Promotion. [Tipping the Scales Toward a Healthier Population: A Report of Overweight and Obesity in Utah](http://health.utah.gov/obesity/). Salt Lake City, Utah: Utah Department of Health, 2005. Located on the Internet at <http://health.utah.gov/obesity/>
- Obesity in Utah Web site. Utah Department of Health, Bureau of Health Promotion. Located on the Internet at <http://health.utah.gov/obesity/>
- Check Your Health. Utah Department of Health, Intermountain Healthcare, and KUTV Channel 2 News. Located on the Internet at <http://www.checkyourhealth.org/>

Acknowledgments:

The Utah Department of Health would like to recognize the following school districts for their participation in the collection of statewide data: Alpine, Box Elder, Cache, Davis, Emery, Granite, Jordan, Murray, North Sanpete, Nebo, Ogden, Park City, Piute, Provo, South Sanpete, South Summit, Salt Lake City, Tintic, Tooele, Uintah, Wasatch, Washington, and Weber.

Contact Information:

Lynda Blades
Physical Activity, Nutrition, and Obesity Program
Bureau of Health Promotion
Utah Department of Health
(801) 538-6229 or lblades@utah.gov